


実験報告書様式(一般利用課題・成果公開利用)

(※本報告書は英語で記述してください。ただし、産業利用課題として採択されている方は日本語で記述していただいても結構です。)

 MLF Experimental Report	提出日 Date of Report 2014/06/30
課題番号 Project No. 2014A0209 実験課題名 Title of experiment Role of oxygen in superconducting mechanism for T'-structured cuprate oxide 実験責任者名 Name of principal investigator 藤田全基 所属 Affiliation 東北大学	装置責任者 Name of Instrument scientist 神山 崇, 鳥居 周輝 装置名 Name of Instrument/(BL No.) SuperHRPD BL08 実施日 Date of Experiment 2014 4/24-30

試料、実験方法、利用の結果得られた主なデータ、考察、結論等を、記述して下さい。(適宜、図表添付のこと)
 Please report your samples, experimental method and results, discussion and conclusions. Please add figures and tables for better explanation.

1. 試料 Name of sample(s) and chemical formula, or compositions including physical form.
Pr ₂ CuO ₄ (as-grown, annealed) Pr _{1.94} Ce _{0.06} CuO ₄ (as-grown, annealed) Pr _{1.88} Ce _{0.12} CuO ₄ (as-grown, annealed) Pr _{1.82} Ce _{0.18} CuO ₄ (as-grown, annealed)

2. 実験方法及び結果 (実験がうまくいかなかった場合、その理由を記述してください。) Experimental method and results. If you failed to conduct experiment as planned, please describe reasons.
--

Experimental method

We performed powder neutron diffraction measurements on Pr_2CuO_4 (as-grown, annealed) and $\text{Pr}_{1.82}\text{Ce}_{0.18}\text{CuO}_4$ (as-grown) sample at several temperatures (20, 60, 100, 150, 175, 200, 225, 260 and 300K) to determine the crystal structure. The diffraction pattern for $\text{Pr}_{1.94}\text{Ce}_{0.06}\text{CuO}_4$ and $\text{Pr}_{1.88}\text{Ce}_{0.12}\text{CuO}_4$ was measured at the room temperature.

Experimental Results

Figure 1 shows diffraction pattern of as-grown and annealed Pr_2CuO_4 , which is parent compound of electron-doped high- T_c superconductor. Oxygen content could be reduced by annealing and the value was estimated to be ~ 0.06 from the weight loss of the sample. To determine the occupancy of oxygen at the in-plane site and the apical site, we analyzed the data by using Rietveld method. Although the R-factor is less than 2%, meaning that the structural parameters are accurately defined, the preliminary analysis showed

2. 実験方法及び結果(つづき) Experimental method and results (continued)

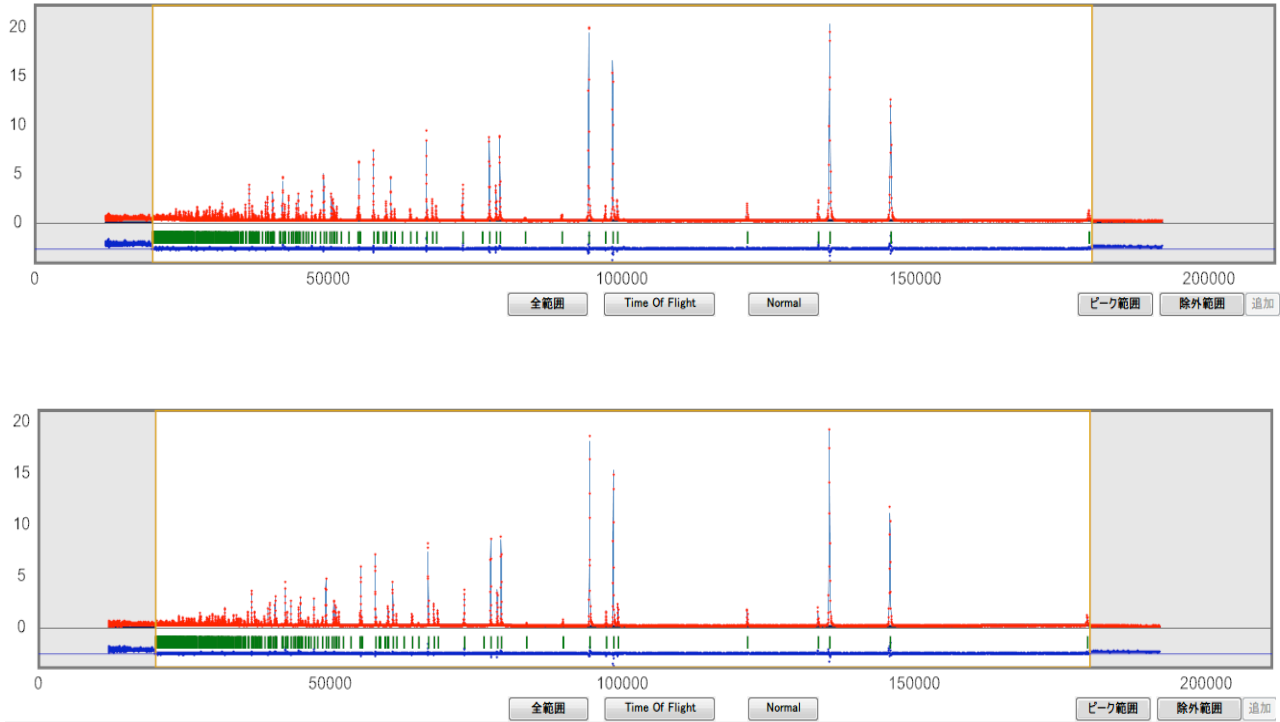


Figure 1 : powder diffraction at room temperatures, upper figure: Pr_2CuO_4 as-grown, lower figure: Pr_2CuO_4 annealed.

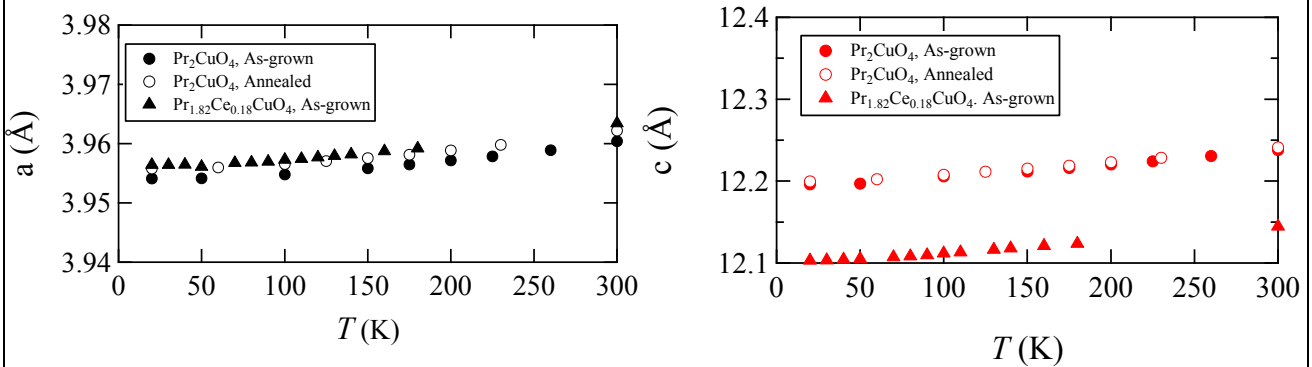


Figure2: Temperature dependence of lattice constant. (a) a, b lattice. (c) c lattice. Closed circle represents Pr_2CuO_4 as-grown. Open circle represents annealed. Closed triangle represents $\text{Pr}_{1.82}\text{Ce}_{0.18}$ as-grown.

a negligible difference in the occupancy rate at each site.

In Fig. 2, the temperature dependence of lattice constant is shown for as-grown and annealed Pr_2CuO_4 . The result for as-grown $\text{Pr}_{1.82}\text{Ce}_{0.18}\text{CuO}_4$ is also plotted in the figures. The in-plane lattice constant in these samples is almost same, while out-of-plane constant is larger in the Ce-free samples. This trend is consistent with the previously reported results for $\text{Pr}_{2-x}\text{Ce}_x\text{CuO}_4$. We are now analyzing oxygen content in the Ce-doped samples.